



CFBD2450/2ES

CARATTERISTICHE PRINCIPALI

Nome prodotto / Codice commerciale	CFBD2450/2ES
Codice prodotto	34900357
Codice EAN	8016361895119
Installation	Built in
Categoria prodotto	Congelatore alto
Tipo prodotto	2 porte
Tecnologia	Statico
Display	No

CARATTERISTICHE TECNICHE

Connettività	Nessuna
Multiflow column	No
Tipo di sbrinamento nel frigorifero	Manuale
Tipo di sbrinamento nel congelatore	Manuale
Guarnizioni	Rimovibili
Chiller - Fresh zone	No
Humidity Zone	

Dry Zone	
My Zone	
Antioxidant Zone	
ABT	
T-ABT	
Switch Zone	
Fresher Sensor	
Fresher Shield	
Fresher Pad	
Instant Cool Box	
Corrente (A)	<10
Frequenza (Hz)	50
Tensione (V)	220-240
	DISPLAY
Pannello di controllo	Meccanico
Posizione del pannello di controllo	Pannello di controllo interno
Indicatore porta aperta - frigorifero	-
Temperatura regolabile	Frigorifero
Super Freezing	No
Funzione Holiday	No
Funzione Lock	No
Funzione Smart Cool	No
Funzione Super Cooling	No
	ESTETICA
Colore del prodotto	Bianco
Posizione cerniera	A sinistra
Numero di cassette nel congelatore	0
Ventola interna reparto frigorifero	No
Materiale dei ripiani	Vetro
Finitura balconcini controporta	Profilo cromato
Materiale/Colore balconcini della controporta	Plastica trasparente

Finitura ripiani	Profilo cromato
Numero totale di balconcini	4
Porta reversibile	No
Maniglie	-
Portabottiglie	-
Guida telescopica	-
Ice maker	No
Luce	Led
Numero di cassette per frutta e verdura	1
Numero di vaschette partauovo	1 trasparente
Numero di porta-ghiaccio	1 trasparente
Numero di ripiani regolabili nello scomparto frigorifero	3+1
Ripiani per bottiglie	No
Direct Access Drawer	
Day Light	
Auto Ice Maker	
PERFORMANCE E CONSUMI	
Classe di efficienza energetica	F
Acoustical noise class	C
Noise level dB(A)	39
Annual energy consumption	221
Climate class	N
Total Capacity Unfrozen Compartment (l)	183
Total Capacity Frozen Compartment (l)	37
Total Unit Capacity (l)	220
Classe di congelamento	4
Storage Period in Event of Power Failure (h)	14
Capacità di congelamento (kg)	2
DIMENSIONI	

Altezza del prodotto (mm)	1446
Larghezza del prodotto (mm)	540
Profondità del prodotto (mm)	545
Peso netto (kg)	47,5
Peso lordo (kg)	51,7



SMART
INSTALLATION



CM 60



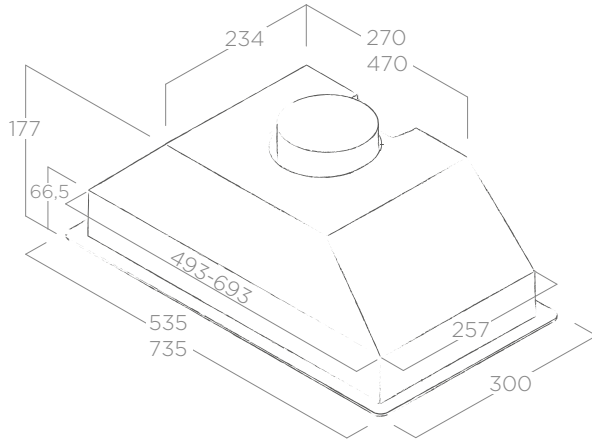
CM 65



ENERGY
CLASS

SCHEDA TECNICA TECHNICAL FEATURES

Misure Size	60 - 80 cm
Versione Version	Aspirante Duct-out
Finiture Finish	Silver Silver



ILLUMINAZIONE LIGHTING

Tipo Type	LED 3 W
Intensità Intensity	73 LUX
Temperatura Temperature	2700 K

PERFORMANCE PERFORMANCE

Comandi Controls	Slider 3V 3S Slider
Portata massima Max airflow	220 m ³ /h
Livello sonoro Noise level	54 db(A)
Assorbimento totale Total absorption	90 W
Uscita Duct size	120 mm
Classe energetica Energy class	C (A++/E)
Filtro grassi alluminio incluso Grease aluminium filter included	

ACCESSORI ACCESSORIES

Filtro carbone Charcoal Filter	CFC0141571
--------------------------------	------------

MODELLI MODELS

ERA GR/A/60	PRF0142633
ERA GR/A/80	PRF0142701



BUILT-IN

BUILT-IN



Hobs

CLE64X

MAIN FEATURES

Product name / Commercial code	CLE64X
Product code	33802643
EAN Code	8016361987395
Type of cooktop	Hot plate
Number of zones	4

TECHNICAL FEATURES

Voltage (V)	230
Electronic timer	No
Type of safety device for gas	-

PROGRAMMES AND FUNCTIONS

Type of 1st heating element	Electric hotplate
Type of 2nd heating element	Electric hotplate
Type of 3rd heating element	Electric hotplate
Type of 4th heating element	Electric hotplate
Type of 5th heating element	-
Type of 6th heating element	-

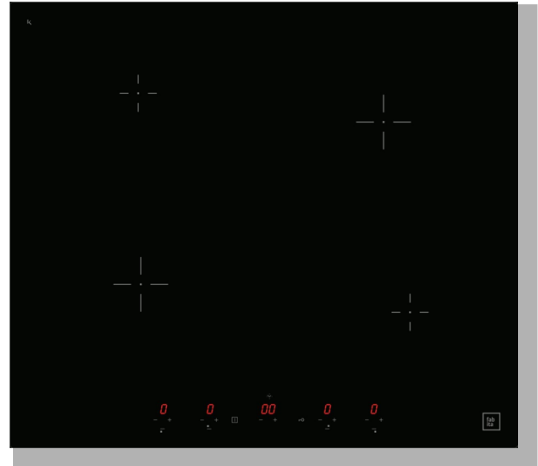
AESTHETIC

Colour	Stainless Steel
Surface material	Inox plate
Knob colour	Nera
Control method	Knobs

Grids type	Without
Type of lid	Without
PERFORMANCE	
Power of 1st heating element (W)	2000
Power of 2nd heating element (W)	1500
Power of 3rd heating element (W)	2000
Power of 4th heating element (W)	1500
Power of 5th heating element (W)	
Power of 6th heating element (W)	
DIMENSIONS	
Required niche size for installation (mm)	480 x 560
Product height (mm)	45
Width (mm)	580
Product depth (mm)	500
Dimensions of the product (mm)	500X580X45
Net weight (kg)	9.4
Gross weight (kg)	10.3

INDUCTION HOB FWB64B
PMS : 2,8 Kwh / 3,5 Kwh / 7,2 Kwh

GLASS DIM.		RECESS DIM.
580X510		560X490
ZONES		7.200 W max
	DX POST.	SX POST.
DIMENSIONS (MM)	210	145
POWER (W)	1500 (2000)	1200 (1600)
	DX FRONT.	SX FRONT.
DIMENSIONS (MM)	145	210
POWER (W)	1200 (1600)	1500 (2000)
BRIDGE	NO	NO



RED
BLACK

LED
GLASS

yes
yes
yes
yes

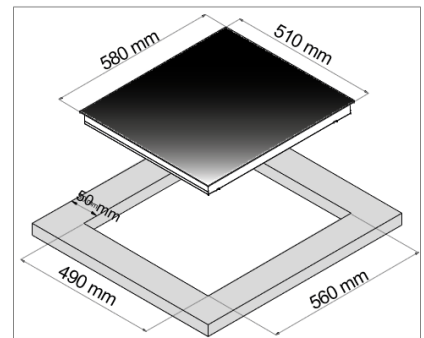
Child lock
Resid. Heat protection Auto
shutdown
Booster

8033211258733
25873

EAN
CODE

TOUCH
9
SI
SI
220-240
50-60

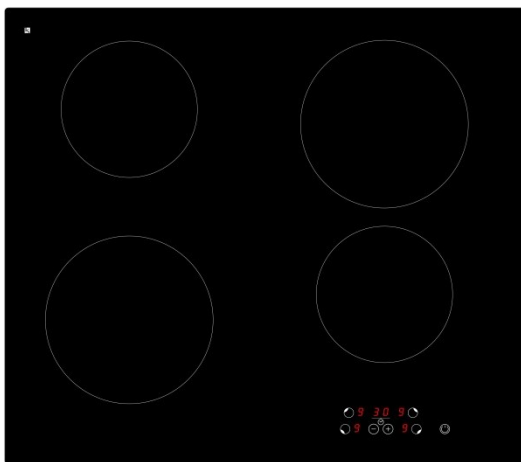
Controls
Power levels
Timer
PMS/ Power Management
Voltage
Frequency HZ



Hob

HI-LIGHT

BTE 640



COOKING ZONES			6,000 W
Position Rear	Rear Left	Rear Center	Rear Right
Dimension (mm)	145		180
Power (W)	1200		1800
Position Front	Front Left	Front Center	Front Right
Dimension (mm)	180		145
Power (W)	1800		1200
Bridge Function	no		

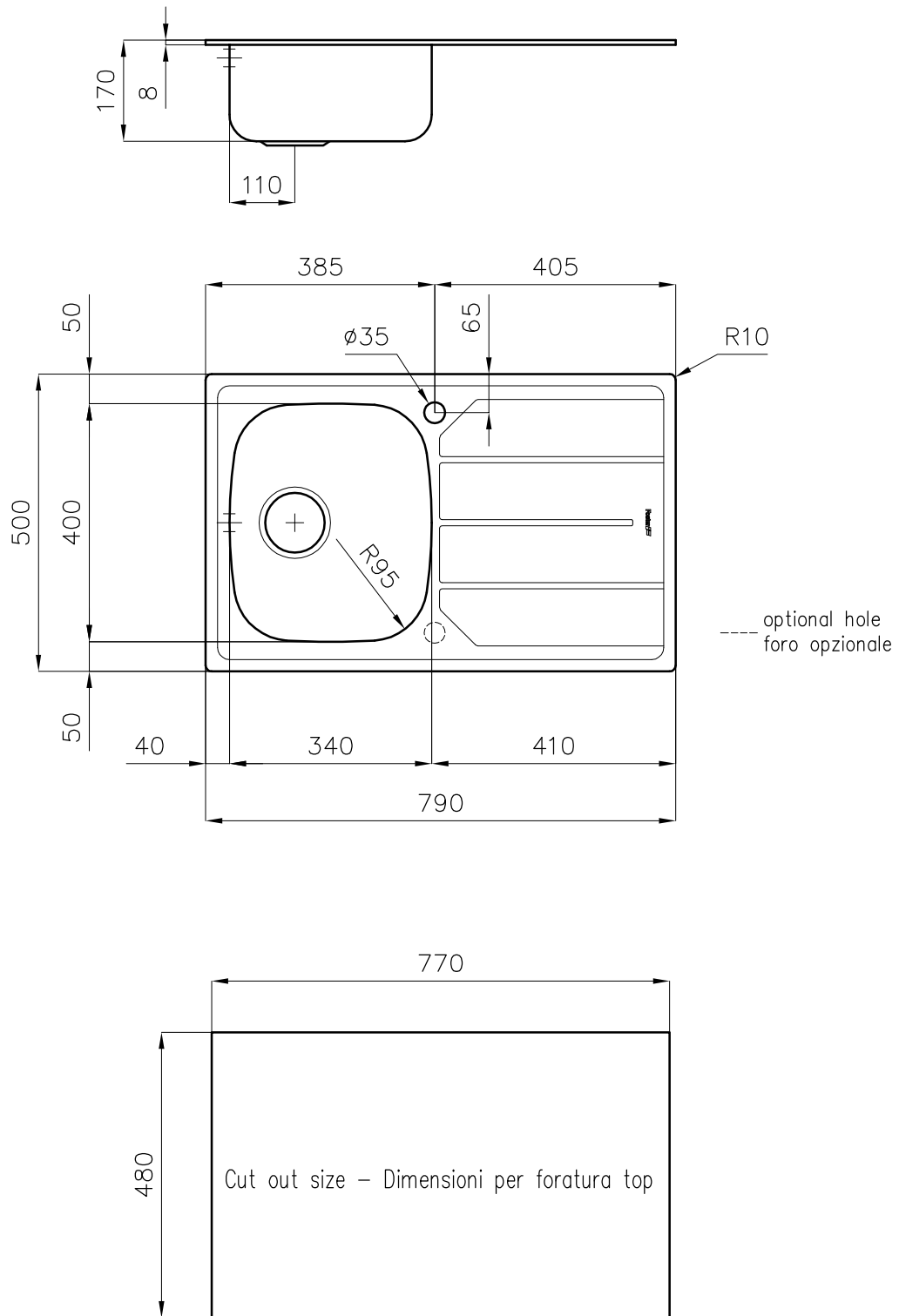
Glass size	Cut size
580x510	560x490

Control	Touch
Power Levels	9
Timer	Yes
Child Lock	yes
Residual Heat	Yes
Overflow Device	Yes
Automatic Stop	Yes
PMS	no
Voltage V	220-240
Frequency HZ	50-60

Packaging Dimensions (LxWxD)	680x590x130
Net / Gross Weigth (kg)	8/9,3
Units on pallet	30

LED colour	red
Glass	black
Frame	

- * = 0 Reversibile – Reversible
- * = 1 Vasca a destra – Right bowl
- * = 2 Vasca a sinistra – Left bowl



sink thickness/spessore acciaio 0.7



Dishwashers

CDI 1LS38S-80/T

MAIN FEATURES

Product name / Commercial code	CDI 1LS38S-80/T
Product code	32900740
EAN Code	8016361948440
Built-in / Free standing	Full-integrated
Number of place settings	13
Maxi Plates inserts	No

TECHNICAL FEATURES

Connectivity	NFC
IoT App	simply-Fi
Automatic door open system	No
Third drawer	No
Adjustable upper basket	Yes
Safety-stop of lower basket	Yes
Self-cleaning triple filtering system	Yes
Drying system	Condenser
Foldable Racks	No Foldable
Smart sensor system	No
Control type	LED
Hinges	Double movement

Maximum temperature for water intake (°C)	60
Plug type	UK
Current (A)	13
Voltage (V)	230-240
PROGRAMMES AND FUNCTIONS	
Number of programmes	5
Automatic programmes	No
Half load	No
End of cycle indicator	Yes with buzzer
Salt indicator light	Yes
Rinse Aid indicator light	No
Start delay options	3-6-9 h
Antibacterial Filter (ABT)	No
Power Wash/Perfect Rapid Zone	No
Aquaprotect	No
Aquastop	No
Total water block	No
Programme duration [hh:mm]	3:10
AESTHETIC	
Colour	-
Colour of facia	Silver
Rear adjustable feet from front	Yes
PERFORMANCE AND CONSUMPTION	
Energy efficiency class	F
Noise Class	D
Noise level (dBA)	53
Energy consumption [100 cycles]	103
Water consumption [per cycle]	11.7
DIMENSIONS	
Product height with worktop (mm)	

Product height without worktop (mm)	820
Width (mm)	598
Product depth (mm)	550
Net weight (kg)	31.4
Gross weight (kg)	33.8